



ACCESSORIES & OPTIONS

- 74 hp Engine
- Air Conditioning
- Air Shut Off Valve
- Arctic Package
- Boom Prop
- Enclosed Cab
- Fenders
- Load Stability Indication (LSI)
- Multi-Reverse Camera System
- Non-Outriggers
- Reverse Sensing System
- Road Lights
- Seatbelt Engagement & Operator Presence
- White Noise Back-up Alarm
- Work Lights

ATTACHMENTS

Standard Carriage	50-in 60-in 72-in 96-in	1.3-m 1.5-m 1.8-m 2.4-m
Side-Tilt Carriage	50-in 60-in 72-in	1.3-m 1.5-m 1.8-m
Swing 90° Carriage	72-in	1.8-m
Side-Shift Carriage	48-in	1.2-m
Dual Fork Positioning Carriage	50-in	1.3-m
Pallet Forks	2.36-in x 4-in x 48-in 2.36-in x 5-in x 48-in 2.36-in x 5-in x 60-in 2.00-in x 6-in x 72-in	60-mm x 102-mm x 1.2-m 60-mm x 127-mm x 1.2-m 60-mm x 127-mm x 1.5-m 51-mm x 152-mm x 1.8-m
Lumber Forks	1.75-in x 7-in x 60-in 2.36-in x 6-in x 60-in	51-mm x 178-mm x 1.5-m 60-mm x 152-mm x 1.5-m
Cubing Forks	2-in x 2-in x 48-in	51-mm x 51-mm x 1.2-m
Material Bucket	72-in, 1.0-cu yd 96-in, 1.5-cu yd 102-in, 2.0-cu yd	1.8-m, 0.76-m ³ 2.4-m, 1.15-m ³ 2.6-m, 1.53-m ³
Truss Boom	3-ft with winch, 4,000-lb capacity 12 ft, 2,000-lb capacity 15-ft, 2,000-lb capacity 12-ft with winch, 2,000-lb capacity	.9-m, 1,814-kg 3.7-m, 907-kg capacity 4.6-m, 907-kg capacity 3.7-m, 907-kg capacity
Fork Mounted Work Platform	8-ft, 1,000-lb capacity	2.4-m, 455-kg capacity
Fork-Mounted Extendable Truss Lifting Hook, Fork Mounted Lifting Hook, Coupler Mounted	8,000-lb capacity	3,629-kg capacity
Pipe Grapple	72-in, 2,000-capacity	1.8-m, 907-kg capacity

STANDARD SPECIFICATIONS

Performance

Rated Capacity	10,000-lb / 4,536-kg
Maximum Lift Height	42-ft 1-in / 12.8-m
Load at Max Height*	6,000-lb / 2,722-kg
Maximum Forward Reach	26-ft 9-in / 8.10-m
Load at Max Reach*	6,000-lb / 2,722-kg
Frame Leveling	10 Degrees
Lift Speed Up	17 seconds
Lift Speed Down	17 seconds
Boom Speed Extend	18.5 seconds
Boom Speed Retract	16 seconds
Top Travel Speed	19.6 mph / 31.5 km/h
Drawbar Pull	25,507-lb / 113.5-kN
Outside Turning Radius	13-ft 10-in / 4.2-m
Operating Weight	26,600 / 12,065-kg

*With outriggers down

Engine

Make and Model	Cummins F3.8
No. of Cylinders	4
Displacement	231.9-cu in / 3.8 L
Gross Power Basic	110 hp / 82 kW @ 2,500 rpm
Maximum Torque @ 1,500 rpm	348-lb / ft / 472 Nm
Fuel Tank Capacity	35 gal / 132.5 L

Transmission

Powershift.
4-speed forward and 3-speed reverse.

Axles

Full-time planetary 4-wheel drive.
Oscillating rear axle with Stabil-Trak system.

Brakes

Hydraulically actuated inboard wet disc brakes.
Emergency brake.

Tires

Standard	400/75-28 Pneumatic
Optional	Foam-Filled, Non-Marking (Pneumatic or Foam-Filled) 17.5 x 25 Pneumatic or Foam-Filled, 360/85-28 Solid

Cab

- Adjustable suspension seat with retractable 3-in seat belt
- ClearSky Smart Fleet™ Hardware (CS550)
- Certified ROPS/FOPS structure
- Integrated arm rest
- LED Motion / Amber Beacon (CS550)
- Rear view mirrors
- Single joystick controls

Steering 4-Wheel

Power steering.
Operator selectable 4-wheel circle, 4-wheel crab, 2-wheel front.

Instruments

- DEF gauge
- Engine oil pressure gauge
- Fuel gauge
- Hourmeter
- Tachometer
- Temperature gauge
- Voltmeter
- LCD Diagnostic Screen

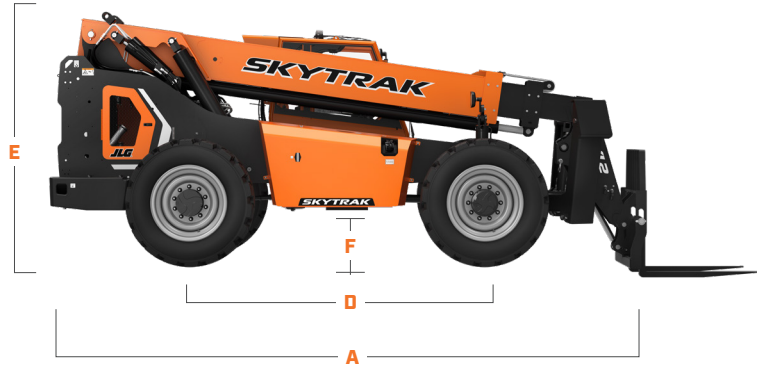
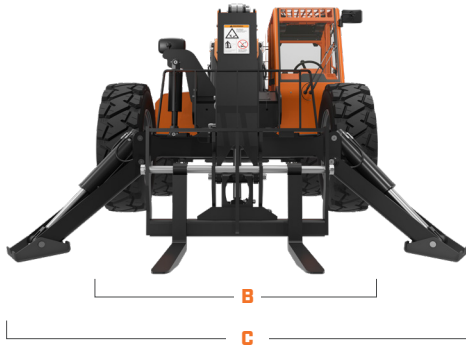
Hydraulic System-Implement

Capacity	52 gal / 196.8 L
----------	------------------

Piston pump.
Max Auxiliary Flow to Boom Head 19.6 gpm / 74.2 lpm
Variable flow, load sensitive hydraulic system.
Load holding valves on frame level, stabilizers, attachment tilt, extend and lift cylinders.
Auxiliary hydraulics used for all attachments equipped with cylinders or other hydraulic components. Consists of valves, controls and hydraulic lines.

DIMENSIONS

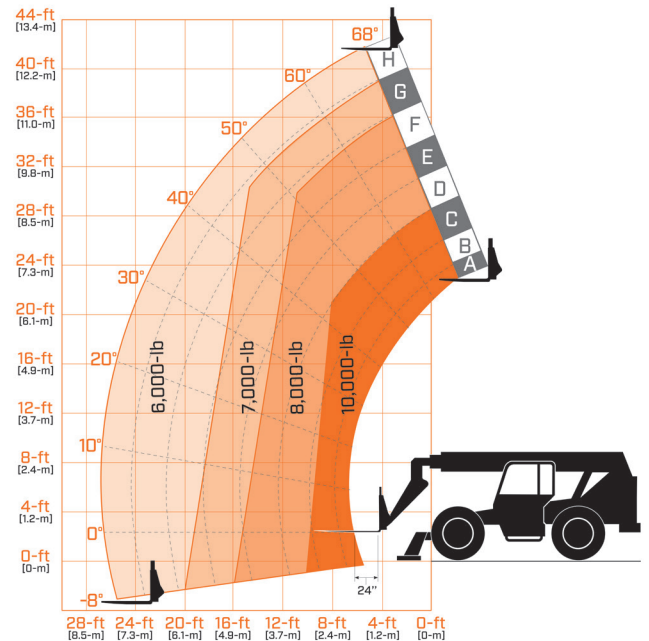
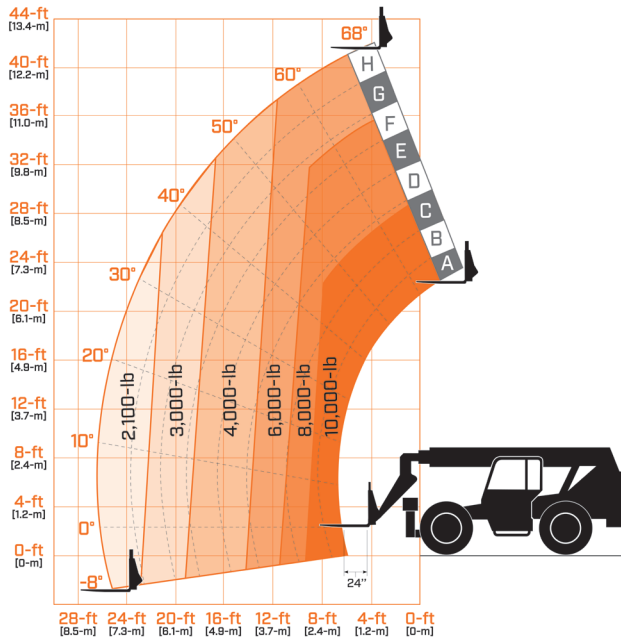
All dimensions are approximate



- A.** Machine Length 21-ft / 6.4-m
- B.** Machine Width 8-ft 6-in / 2.59-m
- C.** Machine Width Outriggers Down 13-ft 1-in / 3.98-m

- D.** Wheelbase 10-ft / 3.04-m
- E.** Machine Height 8-ft 4-in / 2.54-m
- F.** Ground Clearance 18-in / 457-mm

LOAD CHART



We provide coverage for one (1) full year on the entire machine, two (2) full years or 2,000 hours on the drivetrain and cover all specified major structural components for five (5) years. Due to continuous product improvements, we reserve the right to make specification and/or equipment changes without prior notification.



JLG INDUSTRIES, INC.
Toll-free US 877-JLG-LIFT
JLG.com

An Oshkosh Corporation Company